



XXVIII IFSO World Congress

9-12 September 2025 | Santiago, Chile

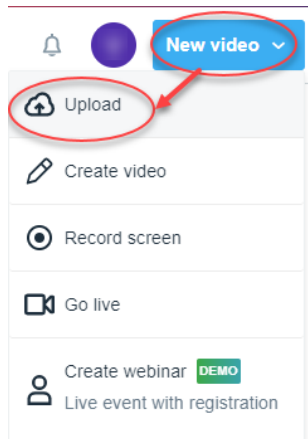
How to upload your video for abstract submission to VIMEO

Step 1: Access VIMEO and create an account or log into your existing account

<https://vimeo.com/>

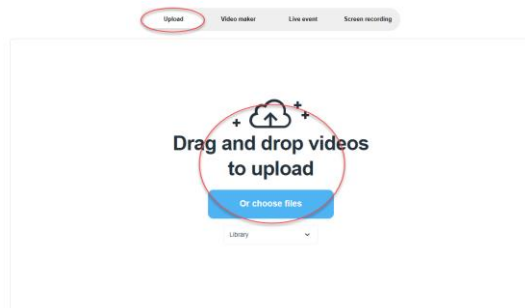


Step 2: Select “New Video” and then “Upload” from the upper right corner of the screen.



Step 3: Select the video you wish to upload

*Please ensure the video is created per the [Submission Guidelines](#).





XXVIII IFSO World Congress

9-12 September 2025 | Santiago, Chile

Step 4: Set up the video for sharing

*Please ensure the Privacy setting – Content, is set to “All audiences”. Under Sharing, select “Public” for Link Settings and “Anywhere” for the Embed Settings.

The screenshot shows the video sharing settings interface. At the top, there are buttons for 'Public', 'Embed', and a menu icon. The 'Privacy' section is active, with 'Sharing' and 'Content' tabs. The 'Content' tab is selected and circled in red. Below it, the 'Select Rating' dropdown menu is open, with 'All audiences' selected and circled in red. The 'Link' section shows 'Unlisted' as the current setting, but 'Public' is circled in red. The 'Embed' section shows 'Anywhere' as the selected option, also circled in red.

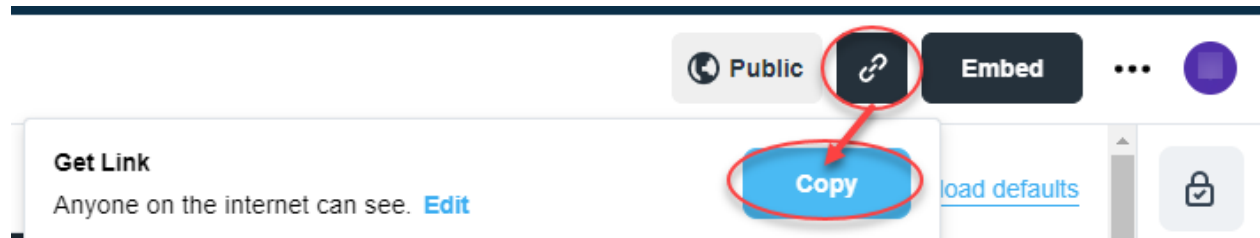


XXVIII IFSO World Congress

9-12 September 2025 | Santiago, Chile

Step 5: Copy the link and paste it into the field within the abstract submission site.

**Please note – to test whether the video is properly set up for public access, open the link in an incognito window of your browser.*



Abstract Submission site:

Provide Vimeo link in the textbox below

Please contact ifso_abstracts@kenes.com if you have any questions about the submission requirements.

Thank you for your video submission!

